

MONTHLY REPORT OF DISBURSEMENTS
For the month of November, 2016

Department : Other Executive Offices
 Agency : Optical Media Board
 Operating Unit :
 Organization Code (UACS) : 26 023 0000000
 Funding Source Code (as clustered): 01101101

PARTICULARS	CURRENT YEAR BUDGET					PRIOR YEAR'S BUDGET											SUB-TOTAL	TRUST LIABILITIES				GRAND TOTAL					Remarks	
	PS	MOOE	Fin. Exp	CO	TOTAL	PRIOR YEAR'S ACCOUNTS PAYABLE					CURRENT YEAR'S ACCOUNTS PAYABLE							TOTAL	PS	MOOE	CO	TOTAL	PS	MOOE	Fin. Exp	CO		TOTAL
						PS	MOOE	Fin. Exp	CO	Sub-Total	PS	MOOE	Fin. Exp	CO	Sub-Total													
1	2	3	4	5	6 = (2+3+4+5)	7	8	9	10	11 = (7+8+9+10)	12	13	14	15	16 = (12+13+14+15)	17 = (11+16)	18 = (8+17)	19	20	21	22 = (19+20+21)	23	24	25	26	27 = (23+24+25+26)	28	
Notice of Cash Allocation (NCA) MDS Checks Issued Advice to Debit Account Working Fund (NCA issued to BTr)	4,009,123.07	2,183,282.93	-	156,321.61	6,348,727.61	-	845,453.47	-	61,517.85	845,453.47	-	-	-	-	-	845,453.47	7,194,181.08	-	-	-	-	4,009,123.07	3,028,738.40	-	217,639.46	7,255,698.93		
Tax Remittance Advices Issued (TRA)	224,457.47	21,241.33	-	8,848.39	254,547.19	-	27,887.59	-	3,482.15	27,887.59	-	-	-	-	-	27,887.59	282,234.78	-	-	-	-	224,457.47	48,928.92	-	12,330.64	285,716.93		
Cash Disbursement Ceiling (CDC)																												
Non-Cash Availment Authority (NCAA)																												
Others (CDT, BTr Docs Stamp, etc.)																												
TOTAL	4,233,580.54	2,204,524.26	-	165,170.00	6,603,274.80	-	873,141.06	-	65,000.00	873,141.06	-	-	-	-	-	873,141.06	7,476,415.86	-	-	-	-	4,233,580.54	3,077,665.32	-	230,170.00	7,541,415.86		

SUMMARY:

	Previous Report (October)	This month (November)	As of Date		Previous Report (October)	This month (November)	As of Date
Total Disbursement Authorities Received				Total Disbursements Program	6,191,394.98	6,059,916.93	52,478,080.91
NCA	5,949,000.00	5,774,200.00	49,801,338.00	Less: * Actual Disbursements	4,055,763.46	7,541,415.86	45,185,021.68
Working Fund				(Over)/Under spending	2,135,631.52	(1,481,498.93)	7,293,059.23
TRA	242,394.98	285,716.93	2,678,742.91				
CDC							
NCAA							
Others (CDT, BTr Docs Stamp, etc.)							
Less: Notice of Transfer Allocations (NTA) issued							
Total Disbursements Authorities Available	6,191,394.98	6,059,916.93	52,478,080.91				
Less: Lapsed NCA			6,638,626.64				
Disbursements *	4,055,763.46	7,541,415.86	45,185,021.68				
Balance of Disbursements Authorities as of to date	2,135,631.52	(1,481,498.93)	654,132.99				
			654,132.99				

Notes: The use of NTA is discouraged
* Amounts should tally

Certified Correct:

CARLOS JASON T. SILVA, CPA, MBA
 Agency Chief Accountant
 Date:

Approved By:

MS. LUCIA F. GUEVARRA
 Chief, Admin. & Finance Division
 Date: JAN 31 2017

MONTHLY REPORT OF DISBURSEMENTS
For the month of November, 2016

Department : Other Executive Offices
 Agency : Optical Media Board
 Operating Unit :
 Organization Code (UACS) : 26 023 0000000
 Funding Source Code (as clustered): 01104102

PARTICULARS	CURRENT YEAR BUDGET					PRIOR YEAR'S BUDGET											SUB-TOTAL	TRUST LIABILITIES				GRAND TOTAL					Remarks	
	PS	MOOE	Fin. Exp	CO	TOTAL	PRIOR YEAR'S ACCOUNTS PAYABLE					CURRENT YEAR'S ACCOUNTS PAYABLE							TOTAL	PS	MOOE	CO	TOTAL	PS	MOOE	Fin. Exp	CO		TOTAL
						PS	MOOE	Fin. Exp	CO	Sub-Total	PS	MOOE	Fin. Exp	CO	Sub-Total	TOTAL												
1	2	3	4	5	6=(2+3+4+5)	7	8	9	10	11=(7+8+9+10)	12	13	14	15	16=(12+13+14+15)	17=(11+16)	18=(6+17)	19	20	21	22=(19+20+21)	23	24	25	26	27=(23+24+25+26)	28	
Notice of Cash Allocation (NCA) MDS Checks Issued Advice to Debit Account Working Fund (NCA issued to BTr) Tax Remittance Advices Issued (TRA) Cash Disbursement Ceiling (CDC) Non-Cash Availment Authority (NCAA) Others (CDT, BTr Docs Stamp, etc.) TOTAL	191,857.44	-	-	-	191,857.44																							
	191,857.44	-	-	-	191,857.44												191,857.44					191,857.44					191,857.44	

SUMMARY:

	Previous Report (October)	This month (November)	As of Date		Previous Report (October)	This month (November)	As of Date
Total Disbursement Authorities Received				Total Disbursements Program	290,700.00	189,000.00	2,365,650.00
NCA	290,700.00	189,000.00	2,656,350.00	Less: * Actual Disbursements	202,550.28	191,857.44	1,886,593.76
Working Fund				(Over)/Under spending	88,149.72	(2,857.44)	679,056.24
TRA							
CDC							
NCAA							
Others (CDT, BTr Docs Stamp, etc.)							
Less: Notice of Transfer Allocations (NTA) issued							
Total Disbursements Authorities Available	290,700.00	189,000.00	2,656,350.00				
Less: Lapsed NCA			881,913.88				
Disbursements *	182,743.92	191,857.44	1,869,337.88				
Balance of Disbursements Authorities as of to date	107,956.08	(2,857.44)	105,098.64				
Notes: The use of NTA is discouraged			105,098.64				
* Amounts should tally							

Certified Correct:

CARLOS JASON T. SILVA, CPA, MBA
 Agency Chief Accountant
 Date:

Approved By:

MS. LUCIA F. GONZALEZ
 Chief, Admin. & Finance Division
 Date:

JAN 31 2017

MONTHLY REPORT OF DISBURSEMENTS
For the month of December, 2016


Department : Other Executive Offices
 Agency : Optical Media Board
 Operating Unit :
 Organization Code (UACS) : 26 023 0000000
 Funding Source Code (as clustered): 01101101


PARTICULARS	CURRENT YEAR BUDGET					PRIOR YEAR'S BUDGET											SUB-TOTAL	TRUST LIABILITIES				GRAND TOTAL					Remarks
	PS	MOOE	Fin. Exp	CO	TOTAL	PRIOR YEAR'S ACCOUNTS PAYABLE					CURRENT YEAR'S ACCOUNTS PAYABLE					TOTAL		PS	MOOE	CO	TOTAL	PS	MOOE	Fin. Exp	CO	TOTAL	
						PS	MOOE	Fin. Exp	CO	Sub-Total	PS	MOOE	Fin. Exp	CO	Sub-Total												
1	2	3	4	5	6=(2+3+4+5)	7	8	9	10	11=(7+8+9+10)	12	13	14	15	16=(12+13+14+15)	17=(11+16)	18=(6+17)	19	20	21	22=(19+20+21)	23	24	25	26	27=(23+24+25+26)	28
Notice of Cash Allocation (NCA) MDS Checks Issued Advice to Debit Account Working Fund (NCA issued to BTr) Tax Remittance Advices Issued (TRA) Cash Disbursement Ceiling (CDC) Non-Cash Availment Authority (NCAA) Others (CDT, BTr Docs Stamp, etc.) TOTAL	3,118,666.95	1,436,931.43	-	59,625.00	4,615,223.38	-	141,004.28			141,004.28	-				-	141,004.28	4,756,227.66	-	-	-	-	3,118,666.95	1,577,935.71	-	59,625.00	4,756,227.66	
	225,585.38	57,195.98	-	3,375.00	286,156.36	-	14,850.62			14,850.62	-				-	14,850.62	301,006.98	-	-	-	-	225,585.38	72,046.60	-	3,375.00	301,006.98	
	3,344,252.33	1,494,127.41	-	63,000.00	4,901,379.74	-	165,854.90			165,854.90	-				-	155,854.90	5,057,234.64	-	-	-	-	3,344,252.33	1,649,982.31	-	63,000.00	5,057,234.64	

SUMMARY:

	Previous Report (November)	This month (December)	As of Date		Previous Report (November)	This month (December)	As of Date
Total Disbursement Authorities Received				Total Disbursements Program	6,191,394.98	4,399,706.98	56,877,787.89
NCA	5,774,200.00	4,096,700.00	53,900,038.00	Less: * Actual Disbursements	4,055,763.46	5,057,234.64	50,242,256.32
Working Fund				(Over)/Under spending	2,135,631.52	(657,527.66)	6,635,531.57
TRA	285,716.93	301,006.98	2,677,748.88				
CDC							
NCAA							
Others (CDT, BTr Docs Stamp, etc.)							
Less: Notice of Transfer Allocations (NTA)* Issued							
Total Disbursements Authorities Available	6,059,916.93	4,399,706.98	56,877,787.89				
Less: Lapsed NCA			6,635,531.57				
Disbursements *	7,541,415.86	5,057,234.64	50,242,256.32				
Balance of Disbursements Authorities as of to date	(1,481,498.93)	(657,527.66)	-				

Notes: The use of NTA is discouraged
* Amounts should tally

Certified Correct:

 CARLOS JASON T. SILVA, CPA, MBA
 Agency Chief Accountant
 Date:

Approved By:

 MS. LUCIA F. GUEVARA
 Chief, Admin. & Finance Division
 Date: JAN 31 2017

MONTHLY REPORT OF DISBURSEMENTS
For the month of December, 2016

Department : Other Executive Offices
 Agency : Optical Media Board
 Operating Unit : _____
 Organization Code (UACS) : 26 023 0000000
 Funding Source Code (as clustered): 01104102


PARTICULARS	CURRENT YEAR BUDGET					PRIOR YEAR'S BUDGET											SUB-TOTAL	TRUST LIABILITIES				GRAND TOTAL					Remarks
	PS	MOOE	Fin. Exp	CO	TOTAL	PRIOR YEAR'S ACCOUNTS PAYABLE					CURRENT YEAR'S ACCOUNTS PAYABLE					TOTAL		PS	MOOE	CO	TOTAL	PS	MOOE	Fin. Exp	CO	TOTAL	
						PS	MOOE	Fin. Exp	CO	Sub-Total	PS	MOOE	Fin. Exp	CO	Sub-Total												
1	2	3	4	5	6=(2+3+4+5)	7	8	9	10	11=(7+8+9+10)	12	13	14	15	16=(12+13+14+15)	17=(11+16)	18=(6+17)	19	20	21	22=(19+20+21)	23	24	25	26	27=(23+24+25+26)	28
Notice of Cash Allocation (NCA) MDS Checks Issued Advice to Debit Account Working Fund (NCA issued to BTr) Tax Remittance Advices Issued (TRA) Cash Disbursement Ceiling (CDC) Non-Cash Availment Authority (NCAA) Others (CDT, BTr Docs Stamp, etc.) TOTAL	182,743.92	-	-	-	182,743.92												182,743.92					182,743.92				182,743.92	

SUMMARY:


	Previous Report (November)	This month (December)	As of Date		Previous Report (November)	This month (December)	As of Date
Total Disbursement Authorities Received				Total Disbursements Program	189,000.00	189,000.00	2,365,650.00
NCA	189,000.00	189,000.00	2,645,350.00	Less: * Actual Disbursements	191,857.44	206,337.56	1,701,073.88
Working Fund				(Over)/Under spending	(2,857.44)	(17,337.56)	664,576.12
TRA							
CDC							
NCAA							
Others (CDT, BTr Docs Stamp, etc.)							
Less: Notice of Transfer Allocations (NTA)* Issued							
Total Disbursements Authorities Available	189,000.00	189,000.00	2,645,350.00				
Less: Lapsed NCA							
Disbursements *	191,857.44	206,337.56	2,075,875.24				
Balance of Disbursements Authorities as of to date	(2,857.44)	(17,337.56)	-				

Notes: The use of NTA is discouraged
* Amounts should tally

Certified Correct:


 CARLOS JASON T. SILVA, CPA, MBA
 Agency Chief Accountant
 Date: _____

Approved By:


 MS. LUCIA F. GUEVARRA
 Chief, Admin. & Finance Division
 Date: JAN 3 2017